





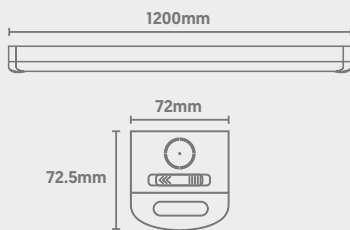
Surface & Suspended

QPac Linear Batten

CODE: QPAC-WS-1200TC/EM

-  Easy-Release Diffuser
-  BESA Mounting Points
-  Conduit Side Entry
-  Metal Housing

Dimensions



Microwave Sensor
Info on Following Pages



Power	Efficacy	Output	Kelvin
20W [Emergency 2W]	150Lm/cW	3000Lm [Emergency 300Lm]	Tri-Colour:
30W [Emergency 2W]	150Lm/cW	4500Lm [Emergency 300Lm]	3000K, 4000K or
40W [Emergency 2W]	150Lm/cW	6000Lm [Emergency 300Lm]	6000K

Technical

Input Voltage	AC 220-240V
Beam Spread	120°
Colour Rendering Index	>80
Power Factor	>0.9
Operating Temp.	-20 to +40°C
Materials	Metal & Polycarbonate
IP Rating	IP20
Dimmable	Microwave Sensor
Dimensions	1200mm x 72.5mm x 72mm
Weight	2.25kg
MacAdam Step	<3
Emergency Output	3 Hours [2W]
Lifetime	50,000 hours, L70-B10 (Ta 25 °C)
CE Standards	EN60598-1, EN62493, EN55015, EN61547, EN61000-3-2, EN61000-3-3, EN62722-1, EN62722-2-1 and EN50581
CE Directives	LVD, EMC, ERP & RoHS

Photometric Data

