

Downlight



IP65 Ingress Protection



30/60/90 Minute Fire Rated
(BS476-21 Standard)

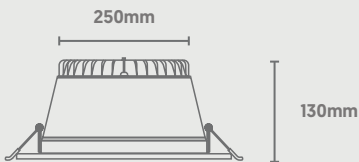
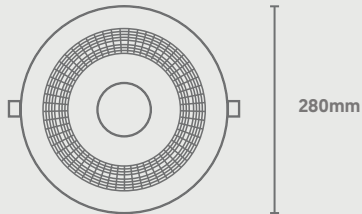


Wattage switchable

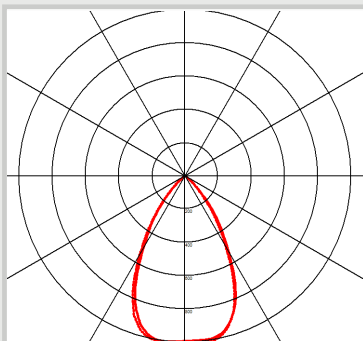


Various Drop Glass & Reflector
Options Available

Dimensions



Photometric Data



NOVA

Downlight

CODE: NOVA-WS-280-TC/EM

QVIS[®]

LIGHTING & SECURITY



Power	Efficacy	Output	Kelvin
34W [Emergency 2.5W]	120Lm/cW	4080Lm [Emergency 300Lm]	Tri-Colour: 3000, 4000K or 6000
40W [Emergency 2.5W]	120Lm/cW	4800Lm [Emergency 300Lm]	
50W [Emergency 2.5W]	120Lm/cW	6000Lm [Emergency 300Lm]	

Technical

Input Voltage	AC 200-240V
Colour Rendering Index	>80
Beam Spread	60°
Power Factor	>0.9
Lamp Type	SMD
Operating Temp.	-10 to +45°C
Materials	Aluminium & Polycarbonate
IP Rating	IP65
IK Rating	IK06
Dimmable	Trailing Edge
Cut Out	250mm
Dimensions	280mm x 130mm
Weight	1150g
MacAdam Step	<5
Lifetime	50,000 hours, L70-B10 (Ta 25 °C)
CE Standards	EN60598-1, EN 60598 2-5, EN62493, EN55015, EN61547, EN61000-3-2, EN61000-3-3, EN62722-1, EN62722-2-1 and EN50581
CE Directives	LVD, EMC, ERP & RoHS