





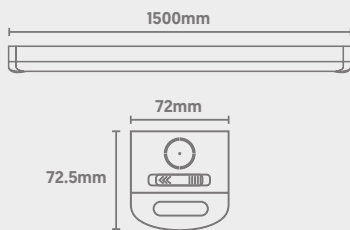
Surface & Suspended

QPac Linear Batten

CODE: QPAC-WS-1500TC/EM

-  Easy-Release Diffuser
-  BESA Mounting Points
-  Conduit Side Entry
-  Metal Housing

Dimensions



Power	Efficacy	Output	Kelvin
30W [Emergency 3W]	120Lm/cW	3600Lm [Emergency 360Lm]	Tri-Colour: 3000K, 4000K or 6000K
60W [Emergency 3W]	120Lm/cW	7200Lm [Emergency 360Lm]	

Technical

Input Voltage	AC 220-240V
Beam Spread	120°
Colour Rendering Index	>80
Power Factor	>0.9
Operating Temp.	-20 to +40°C
Materials	Metal & Polycarbonate
IP Rating	IP20
Dimmable	On Request
Dimensions	1500mm x 72.5mm x 72mm
Weight	2.25kg
MacAdam Step	<3
Emergency Output	3 Hours [3W]
Lifetime	50,000 hours, L70-B10 [Ta 25 °C]
CE Standards	EN60598-1, EN62493, EN55015, EN61547, EN61000-3-2, EN61000-3-3, EN62722-1, EN62722-2-1 and EN50581
CE Directives	LVD, EMC, ERP & RoHS

A ↑ G E Light Source Energy Rating

Photometric Data

